

Rotameters

Replacement Parts

FM-1050, FM-1000, FM-1100 and FM-1127 Series

FM-1050/FM-1000 Series

The HCJ series Tube-Cube® is used in the FM-1000 and comes with either a glass (GL), stainless steel (SS) or carboloy (CA) float. The HCE series is used in the FM-1050 and, except for the 0910 tube, comes with both glass and stainless steel floats.

Flow Range Air	Tube Cube®	Float	Utility Value Size, P/N	High Accuracy Valve Size	Seal Kit Size
FM-1050 Series					
0.13-104 SCCM	HCE-0910	GL	7,1	1	1
6-150 SCCM	HCE-0100	GL, SS	7,1	2	1
10-270 SCCM	HCE-0200	GL, SS	7,1	2	1
38-840 SCCM	HCE-0300	GL, SS	7,1	3	1
88-1800 SCCM	HCE-0406	GL, SS	7,1	4	1
0.23-4.6 SLPM	HCE-0500	GL, SS	8,2	5	1
0.4-7.6 SLPM	HCE-0606	GL, SS	8,2	5	1
0.88-16 SLPM	HCE-0700	GL, SS	8,3	6	2
2.4-44 SLPM	HCE-0800	GL, SS	8,3	6	3

FM-1000 Series

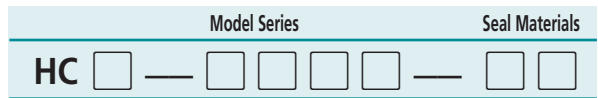
10-130 SCCM	H CJ-0009	GL	7,1	2	1
20-300 SCCM	H CJ-0010	SS	7,1	2	1
100-500 SCCM	H CJ-0101	GL	7,1	3	1
200-1000 SCCM	H CJ-0110	SS	7,1	3	1
0.1-1 SLPM	H CJ-0209	GL	8,2	4	1
0.1-2.1 SLPM	H CJ-0210	SS	8,2	4	1
0.5-5 SLPM	H CJ-0409	GL	8,2	5	4
0.5-9.5 SLPM	H CJ-0410	SS	8,2	6	4
2-24 SLPM	H CJ-0509	GL	9,3	6	3
2-50 SLPM	H CJ-0510	SS	9,3	6	3
5-70 SLPM	H CJ-0511	CA	9,3	6	3
0.02-0.24 SCFH	H CJ-0011	GL	7,1	2	1
0.05-0.65 SCFH	H CJ-0012	SS	7,1	2	1
0.2-1.1 SCFH	H CJ-0111	GL	7,1	3	1
0.4-2.2 SCFH	H CJ-0112	SS	7,1	3	1
0.2-2.2 SCFH	H CJ-0211	GL	8,2	4	1
0.2-4.4 SCFH	H CJ-0212	SS	8,2	4	1
1-11 SCFH	H CJ-0411	GL	8,2	5	4
2-20 SCFH	H CJ-0412	SS	8,2	6	4
5-55 SCFH	H CJ-0512	GL	9,3	6	3
10-100 SCFH	H CJ-0513	SS	9,3	6	3
10-150 SCFH	H CJ-0514	CA	9,3	6	3

Flow Range Air	Flow Tube	Window/Scale	Float
FM-1100/FM1127 Series			
0.2-4.0 SCFM	TBE-XXXX-GB	YYY-0121-PC	FLT-0001-SA
0.5-9.0 SCFM	TBE-XXXX-GB	YYY-0122-PC	FLT-0002-SA
0.5-11.5 SCFM	TBE-XXXX-GB	YYY-0123-PC	FLT-0002-SA
1-16 SCFM	TBE-XXXX-GB	YYY-0124-PC	FLT-0003-SA
5-120 SLPM	TBE-XXXX-GB	YYY-0125-PC	FLT-0001-SA
20-260 SLPM	TBE-XXXX-GB	YYY-0126-PC	FLT-0002-SA
20-320 SLPM	TBE-XXXX-GB	YYY-0127-PC	FLT-0002-SA
20-500 SLPM	TBE-XXXX-GB	YYY-0128-PC	FLT-0003-SA

FM-1100 Series:	FM-1127 Series:
XXXX = 0400	XXXX = 0066
YYY = WNA	YYY = WNB

Changing your Tube-Cube® size may also necessitate the changing of the valve to maintain an acceptable degree of flow control. Matheson valves are self-contained cartridges permitting easy interchange.

Ordering Information



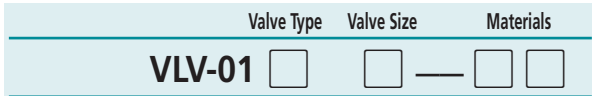
To build a Rotameter Part Number, use our Rotameter Model Number Builder.

HCE-XXXX = Replacement Tube-Cube® for FM-1050 Series. See Table for 'HCE' Tube-Cube® number.

HCJ-XXXX = Replacement Tube-Cube® for FM-1000 Series. See Table 'HCJ' Tube-Cube® number.

SEAL MATERIAL

- VA = Viton
- BU = Buna-N
- EB = EPR
- PB = Teflon
- KA = Kalrez



Replacement Valves for FM-1050 and FM-1000

VALVE TYPES

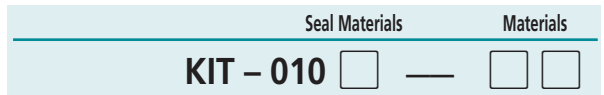
- 1 = Utility Valve
- 2 = High Accuracy Valve

VALVE SIZES

X = See Table for Valve Size

MATERIALS

- AA = Aluminum (Utility Only)
- BA = Brass (Utility and High Accuracy)
- SA = Stainless Steel (Utility and High Accuracy)
- MA = Monel (Utility Only)



Replacement Seal Kits for FM-1050 and FM-1000 Seal Size

X = See Table for Seal Size

SEAL MATERIAL

- VA = Viton
- BU = Buna-N
- EB = EPR
- PB = Teflon
- KA = Kalrez

